

Adjustable Base Voyager Wired



Owner Manual *Voyager*



CONTENTS

Advisory

Setup and Installation

Wired Hand Control

1-2-20 year Warranty

Manufactured by Innova Sleep Systems

1-11

WARNING

Attention: Read the following information before using this product . Failure to use a surge protection device could compromise safety or cause product malfunction and could void the electrical portion of your warranty.

Electrical surges are by far the biggest cause of problems with electrical circuits.

In order to help protect your investment in case of a power surge or outage, use an electrical surge protection device (not included).

WARRANTY WARNING!

Do not open or tamper with the transformer, control box, motors, or remote control (with the exception of battery compartments). The product warranty will be void if these components are tampered with.

SMALL CHILDREN AND PETS:

Immediately dispose of all packing materials as they can smother small children and pets. Do not allow any person or pets under the bed base . Children, convalescents and disabled person should not operate the bed base without adult supervision.

HOSPITAL OR CONVALESCENT USE DISCLAIMER:

Adjustable bed bases are designed and engineered for a life style of in-home comfort and are not intended for hospital use or for a bed-ridden patient on an extended recovery. Adjustable bed bases are not equipped with bars to help patients get safely in and out of bed base and are not intended to be used around tent type oxygen therapy or explosive gases.

or to any other damage, claim, or loss not expressly covered by the terms of this warranty. This limited warranty does not include reimbursement for inconvenience, removal, installation, setup time, loss of use, shipping, or any other costs of expenses, Innova and/or its service technicians shall not be responsible for moving furniture or any other items not attached to the adjustable bed base in order to perform service on the adjustable bed base . It is the sole responsibility of the purchaser to provide adequate space and accessibility to the adjustable bed base . In the event that the technician is unable to perform service due to lack of accessibility, the service call will be billed to the purchaser and the service will have to be rescheduled. Innova makes no other warranty expressed or implied, and all implied warranties of merchantability and fitness for a particular purpose are disclaimed by Innova and excluded from this agreement. Some states do not allow the exclusion or limitation of incidental or consequential damages, so the above limitation or exclusion may not apply to every purchaser. This warranty gives the purchaser specific legal rights, and the purchaser may also have other rights, which may vary from state to state. This warranty is valid in all 50 states, Puerto Rico, and Canada.

20 YEAR LIMITED WARRANTY

Upon written notice during the third year through the 20th from the warranty commencement date, INNOVA will replace, upon term and conditions set forth in this paragraph, any mechanical bed base part found to be defective. Electronics, electrical components, drive motors and massage motors are excluded. This limited warranty shall not apply unless the defective part is returned to INNOVA and INNOVA receive all service and transportation cost for validation. In years 3 - 20 years, purchaser shall pay all service and transportation costs related to the replacement of the defective part and required to pay 1/20 of the current replacement cost of the parts times the number of year used.

ADDITIONAL TERMS AND CONDITIONS

This warranty does not apply; (a) to any damage caused by the purchaser; (b) if there has been any repair or replacement of adjustable bed base parts by an unauthorized person; (c) if the adjustable bed base has been mishandled (whether in transit or by other means), subjected to physical or electrical abuse or misuse, or otherwise operated in any manner inconsistent with the operation and maintenance procedures outlined in the Owner's Manual and this warranty; (d) to damage to mattresses, fabric, cables, electrical cords or items supplied by dealers. Contact the dealer for warranty information on these items; (e) if there has been any modification of the adjustable bed base without prior written consent by Innova; (f) to costs for unnecessary service calls, including costs for in-home service calls solely for the purpose of education the consumer about the adjustable bed base or finding an unsatisfactory power connection; (g) if the recommended weight restriction is not followed (refer to the advisory section of this manual), the warranty will be void. Repairs to or replacement of an adjustable bed base or its components under the terms of this limited warranty will apply to the original warranty period and will not serve to extend such period. The decision to repair or to replace defective parts under this warranty shall be made, or cause to be made, by INNOVA at its option and in its sole discretion. Repair or replacement shall be the sole remedy of the purchaser. There shall be no liability on the part of Innova for any special, indirect, incidental, or consequential damages

PRODUCT RATINGS:

The bed base lift motors are not designed for continuous use of more than 2 minutes in an 18 minutes period, or approximately 10% duty cycle. **Any attempt to circumvent or exceed this rating will shorten the life expectancy of the product and may void the warranty.**

WEIGHT UNITS:

The limitation for this adjustable bed base is 750 lbs. The bed base will structurally support these weights, provided the weight is evenly distributed across the bed base. This product is not designed to support or lift this amount in the head or foot section alone. **Exceeding this weight restriction could damage the bed base and/or cause injury and void the warranty.** Enter or exit the bed base in a flat position and do not sit on the head or foot sections while in the raised position.

LIFTING AND LOWERING MECHANISMS

It is normal for the raising and lowering feature on this bed base to emit a minimal humming sound during operation.

LOCATION ENVIRONMENT:

The level of sound experienced in a room is directly related to the environment within that location. To reduce the resonance, place a piece of carpet or rubber casters cups under the legs. The rubber caster cups also prevent the bed base sliding when located on smooth or hard surface flooring.

TO REDUCE THE RISK OF SHOCK, BURNS, FIRE OR INJURY:

Make sure the base is in a flat position before unplugging from power source. Always unplug the base from the electrical outlet before cleaning or servicing the base. If the cord or plug is damaged, discontinue use of the bed base and contact qualified service personnel for examination and repair.

SETUP and INSTALLATION

Important: We strongly recommend two able-bodied adults setup and assemble this product.

Step 1:

Check and verify all parts are included before discarding any packing materials.

All electronics and components that need to be installed are located in boxes under the base or attached to the frame.

- A)Wired Remote Control (1)
- B)Mattress Retainer Bar (1)
- C)Legs (4)
- D)Power Cord (1)
- E)Transformer Adapter (1)
- F) Sync Cord (1) (for Twin XL only)

Step 2:

With the help of your able-bodied assistant, place carton on floor with arrows point downwards.

Step 3:

The Adapter “E” is the black box attached to the head Actuator”F”. Plug the Power Cord “D” into the Adapter “E” . (See Figure 1)




Figure 1

INNOVA SLEEP PRODUCT

1, 2 & 20 YEAR LIMITED WARRANTY

Innova Sleep Systems, Inc. (“Innova”) warrants this adjustable bed base to the consumer who is the original purchaser (the “purchaser”), subject to the terms and conditions set forth herein. This warranty begins on the “warranty commencement date” which is the date of purchase for new unused bed bases and the date of manufacture for bed bases that have been used as floor or display models. Thus, on a floor model bed base , the warranty is a portion of the limited 20 year warranty.

FULL 1 YEAR WARRANTY

This adjustable bed base is warranted against defects in the workmanship or materials for a period of one (1) year from the warranty commencement date. Upon notice during the first year after the warranty commencement date, Innova will repair or replace (at no cost to the purchaser) any defective adjustable bed base part, and INNOVA will pay all authorized labor and transportation costs associated with the repair or replacement of any parts found to be defective .When the adjustable bed base at hand is found to be DAMAGED, not DEFECTIVE, all costs incurred to inspect and/or correct the requested issue will be the financial responsibility of the requesting party.

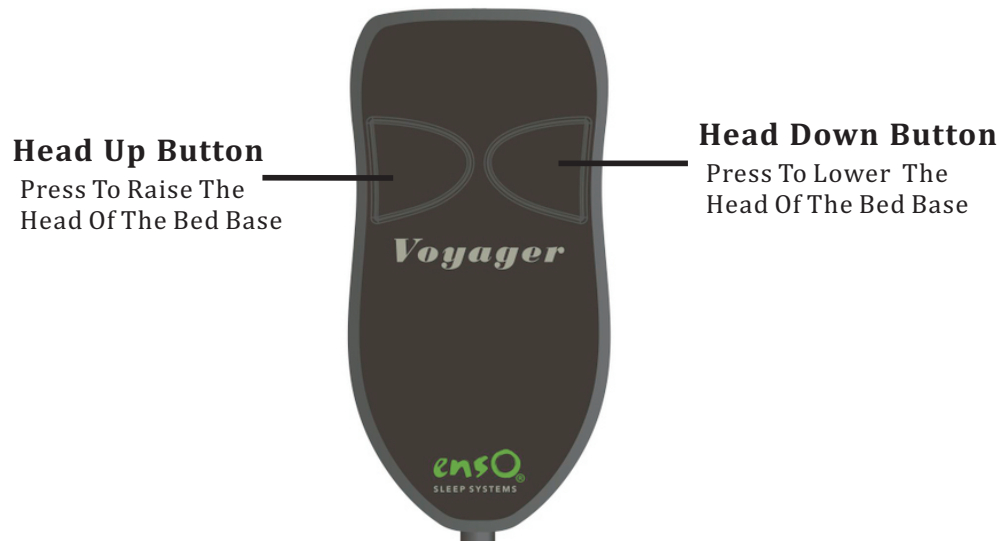
2 YEAR LIMITED WARRANTY

During the second year from the warranty commencement date , upon receipt of written notice, INNOVA will replace any adjustable bed base part found to be defective. Purchaser shall pay all service and transportation costs related to the replacement of the defective part . This limited two (2) year warranty shall not apply unless the defective part is returned to INNOVA and INNOVA receive all service and transportation cost for validation .

Voyager



Wired Remote # Voyager Adjustable Bed Base



For toll-free customer service, call 1-877-386-1373
email us: service@innovasleep.com
Please tell us your name, phone, address , serial No.
(found on the foot beam of the bed base),
and the problem when you call/email.

WE STRONGLY RECOMMEND : In order to help protect your investment in case of a power surge or outage , use an electrical surge protection device with a battery backup system (not included) then plug it in to a grounded outlet .

Step 4:
Plug electrical cord into a grounded electrical outlet .Using the Wired Remote, push the Head Up button for a momentary test . If the motor does not move, please check and make sure the grounded electrical outlet is active and all connections in Step 3 are connected correctly. If the motor is working, go to Step 5.
NOTE; The actuator is a gravity down motor which needs weight to come down.

Step 5:
Unplug the Power Cord.
Install the four legs firmly into the base of the frame. The legs screw into the threaded holes in each corner of the adjustable base frame. (See Figure 2).




Figure 2

Step 6:

With the help of your able-bodied assistant , carefully lift the adjustable bed base frame and set it in place upright on its legs . **Do not set base on its side with angle pressure on the legs . Excessive pressure may damage the legs. Remove all protective plastic covering. Note: check and make sure that all power cords clear and do not interfere with any Adjustable Bed base Mechanisms; Dispose of plastic covering properly to avoid injury.**

Step 7:

Note : The Mattress Retaining Bar is mounted upside down for shipping only . Remove the Mattress Retaining Bar on the foot of the bed base and turn the bar upright and reinstall by carefully aligning and pushing the bar into place . Insert the retaining clips to secure the bar into place . (See Figures 3 & 4.)




Figure 3

Figure 4

USING SAME REMOTE:

The bed base is designed to allow two twin X Long bases to become an Eastern King base and two Split-Cal King bases to become a Cal King base. Owner can use the same remote, to control two side by side beds bases by connecting the two transformer adapters with the SYNCHRONIZE CORD .

Unplug the remotes from the transformer adapters then plug the synchronize cord ends into the same outlets which were just unplugged. Connect one remote cable into the female end of the synchronize cord and enjoy both bases operated by one remote. (See figure 5&6)

Setup is now complete. Plug it in and enjoy.



Figure 5

Figure 6