

# INNOVA

## SLEEP SYSTEMS

### OWNER'S MANUAL

#### ELE-33/46/50 Wired





**Table of Contents**

|                                   |    |
|-----------------------------------|----|
| Precautions .....                 | 3  |
| Parts List .....                  | 6  |
| Installation Guide .....          | 7  |
| Remote Control Instructions ..... | 11 |
| Warranty Info.....                | 12 |

## PRECAUTIONS

### WARNING

**Read the following information before using this product.** Failure to adhere to these terms and precautions could compromise safety, cause product malfunction and/or void a portion of your warranty.

Electrical power surges are a leading cause of problems with electrical circuits. In order to help protect your investment in case of a power surge or outage, use an electrical surge protection device (not included).

### WARRANTY WARNING!

Do not open or tamper with the transformer, control box, motors, or remote control (with the exception of opening battery compartments as necessary). Your product warranty will be void if these components are tampered with.

Do not remove the law label attached to the base of this product. Removing the law label may delay the processing, or void all or a portion, of your warranty claim.

### SMALL CHILDREN AND PETS:

Immediately dispose of all packing materials as they can smother, choke, or otherwise harm small children and pets. Do not allow any person or pets under the bed. Children, convalescents, and disabled persons should not operate the bed without adult supervision.

### HOSPITAL OR CONVALESCENT USE DISCLAIMER:

This adjustable base is designed and engineered for a lifestyle of in-home comfort and not intended for hospital use, for a bed-ridden persons, or for an extended recovery. This product is not equipped with bars to help persons get safely in and out of bed and is not intended for use around tent type oxygen therapy or explosive gases.

### MINIMUM LEG HEIGHT:

The minimum leg height is 4". Using this product without legs or with legs shorter than 4" will void the warranty.

### **PRODUCT RATINGS:**

The product's lift motors are not designed for continuous use of more than 2 minutes in an 18 minute period, or approximately 10% duty cycle. Any attempt to circumvent or exceed this rating will shorten the life expectancy of the product and may void the warranty.

### **WEIGHT LIMITS:**

The limitation for this product is 850 lbs. This product will structurally support up to 850 lbs, provided the mattress is evenly distributed across the product and the weight isn't concentrated in one area. This product is not designed to support or lift such amounts in the head or foot section alone. Exceeding this weight restriction will void the warranty and could damage the bed and/or cause injury. Enter and exit the bed in a flat position and do not sit on the head or foot sections while this product is in the raised position.

### **ELECTRONIC MECHANISMS:**

It is normal for the raising and lowering feature of this product to emit a minimal humming sound during operation. The massage feature creates a vibrating hum during operation and the resonance will increase accordingly with a higher intensity motor setting.

### **LOCATION ENVIRONMENT:**

The level of sound experienced in a room is directly related to the environment within that location. In a room with hardwood floors and the massager turned on, a vibrating noise may be noticeable. Placing a piece of carpet or rubber casters cups under the legs of the product may reduce this resonance. The rubber caster cups also prevent the product from sliding when located on smooth or hard surface flooring.

### **TO REDUCE THE RISK OF SHOCK, BURNS, FIRE OR INJURY:**

Make sure the product is in the flat position before unplugging from power source. Always unplug the product from the electrical outlet before cleaning or servicing the product. If the cord or plug is damaged, document the damage and contact customer service for advisement on continued use.

**FCC COMPLIANCE:**

This device complies with part 15 of the FCC Rules for residential use. Operation is subject to the following two conditions: (1) This device may not cause harmful interference, and (2) this device must accept any interference received, including interference that may cause undesired operation.

**Radio Frequency:** 2.4 GHz

## PARTS LIST

Check and verify all parts are included before discarding any packing materials. All electronics and components that need to be installed are located in boxes under the base or attached to the frame.

|   |   |  |
|---|---|--|
|  <p><b>A) Wired Remote Control (1)</b></p> |  <p><b>B) Mattress Retainer Bar (1)</b></p> |  <p><b>C) Legs (6)</b></p>                |
|  <p><b>D) Power Cord (1)</b></p>         |  <p><b>E) Transformer (1)</b></p>         |  <p><b>F) Control Connector (1)</b></p> |

**Important: We strongly recommend two able-bodied adults setup and assemble this product.**

## SET UP & INSTALLATION

### Step 2:

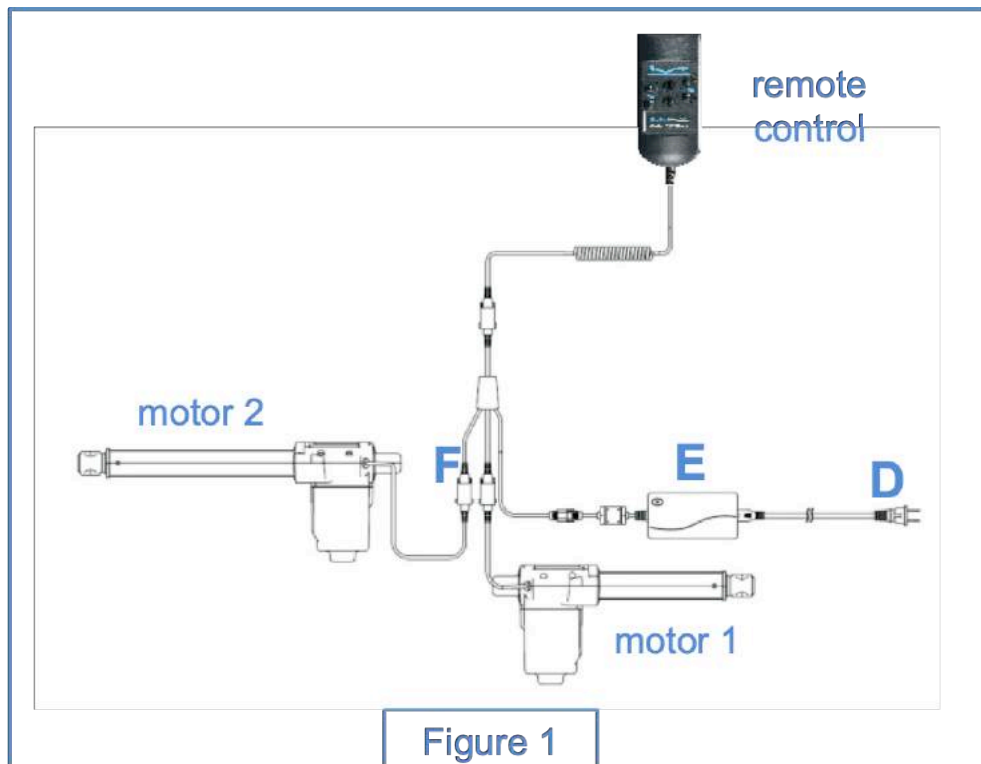
With two able-bodied people, place carton on floor and remove the lid on the box.



### Step 3:

It is recommended to test the bed while still in the box before fully setting up.

- Connect the Transformer “E” to Control Connector “F”.
- Plug the power cable from the Control Box “F” into the short electrical output cord on Transformer “E”.
- Extend the Power Cord “D” and plug it into the Transformer “E”. (See Figure 1)



**Step 4:**

Plug the Power Cord into a grounded electrical outlet. A surge protector is recommended.

Using the Wired Remote Control, push the HEAD UP button and then push the FOOT UP button (Figure 2). If the motors are working, skip to step 5.

NOTE: The actuator is a gravity down motor, which needs weight to be lowered.



Figure 2

**WE STRONGLY RECOMMEND:**

In order to help protect your investment in case of a power surge or outage, use an electrical surge protection device with a battery backup system (not included) and plug it in to a grounded outlet.



**Step 5:**

Unplug the Power Cord.

Install the six legs firmly into the base of the frame. The legs screw into the threaded holes around the perimeter of the adjustable base frame (See Figure 5).

The legs are stackable. The combination gives you a set of six 4", 7" or 11" legs. The minimum height for this base is 4".

Do not over tighten.



Figure 3

**Step 6:**

With the help of your able-bodied assistant, carefully lift the adjustable bed frame and set it in place upright on its legs. Excessive pressure and dragging the bed without lifting may damage the legs. Remove all protective plastic covering.

Note: Check and make sure that all power cords are untangled and do not interfere with any adjustable bed mechanisms.

Dispose of covering properly to avoid injury.

### Step 7:

Note: The Mattress Retaining Bar is mounted upside down for shipping only . Remove the Mattress Retaining Bar in the foot section of the bed and turn the bar upright and reinstall by carefully aligning and pushing the bar into place.

Insert the Mattress Retaining Bar into the holders at the foot of the bed. (Figure 4)

The Mattress Retaining Bar prevents the mattress from slipping off the base and should not be used as a handle of the base. Using as a handle will damage the retaining bar holders. Screws come out from the retainer bar holders will be considered as a damaged part and not a defective part and is not covered by the warranty.



Figure 4

**Setup is now complete.**

**Plug your base back in and enjoy your new adjustable bed.**

## Wired Remote Control Instructions

For toll-free customer service, call 1-877-386-1373 (US)  
or email us: [service@innovasleep.com](mailto:service@innovasleep.com)

Please tell us your name, phone, address, Model Name and/or Model ID (found on the law label tags, which are stapled to the head of the base), purchase date, and the question or concern when you call/email.

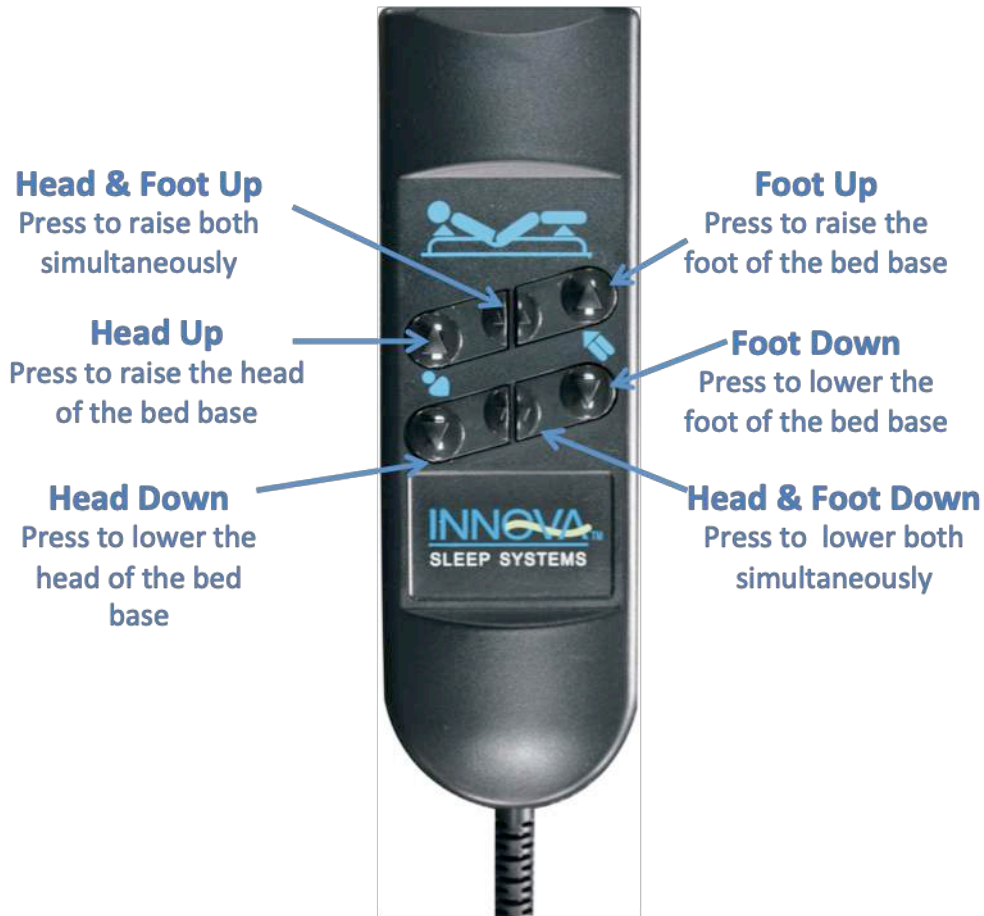


Figure 7

## **INNOVA SLEEP PRODUCT 1, 2 & 20 YEAR LIMITED WARRANTY**

YOUR INNOVA ADJUSTABLE BED BASE (the “Product”) IS COVERED BY THE LIMITED WARRANTY SET FORTH HEREIN.

THIS LIMITED WARRANTY GIVES YOU SPECIFIC LEGAL RIGHTS, AND YOU MAY ALSO HAVE OTHER RIGHTS WHICH VARY FROM STATE TO STATE.

WE WARRANT THAT DURING THE APPLICABLE WARRANTY PERIOD, THE PRODUCT WILL BE FREE FROM DEFECTS IN MATERIALS AND WORKMANSHIP.

INNOVA’S RESPONSIBILITY FOR DEFECTIVE PRODUCTS IS LIMITED TO REPAIR OR REPLACEMENT AS DESCRIBED BELOW.

### **WHO MAY USE THIS WARRANTY?**

Innova Sleep Products, Inc. (“Innova”) extends this limited warranty only to the consumer who is the original purchaser of a new Product (the “Purchaser”). It does not extend to any subsequent owner or other transferee of the Product. Floor model Products and Products sold expressly “as is” are not covered by this limited warranty.

### **WHAT DOES THIS WARRANTY COVER?**

This limited warranty covers defects in materials and workmanship of the Product for the applicable Warranty Period specified below.

### **WHAT IS NOT COVERED BY THIS WARRANTY?**

This limited warranty does not cover any damage due to: (i) transportation, (ii) storage, (iii) improper use, such as use other than personal use in-home exclusively by the Purchaser, (iv) failure to follow the Product operation and maintenance instructions in the Owner’s Manual, this limited warranty, or the Product Precautions, (v) modifications, (vi) unauthorized repair, (vii) normal wear and tear, and/or (viii) external causes such as accidents, abuse, or other actions or events beyond Innova’s reasonable control. This limited warranty also does not cover (a) damage to any products or materials used with, but not constituting or comprising, a Product (including but not limited to mattresses, fabric, cables, electrical cords or items supplied by dealers), (b) the costs of service calls unrelated to any defect (such as in connection with removal, installation, setup, in-home service calls solely for the purpose of educating the Purchaser about the Product or assistance with locating appropriate power connections), and/or (c) reimbursement for inconvenience, loss of use or any other costs or expenses.



## WHAT IS THE PERIOD OF COVERAGE?

This limited warranty commences on the Purchaser's date of purchase and lasts for the periods set forth below (the "Warranty Period"), and will not be extended if Innova repairs or replaces any Product or part:

| Part Name         | Parts Warranty Period | Labor Warranty Period |
|-------------------|-----------------------|-----------------------|
| Motor             | 2 Year                | 1 Year                |
| Transformer(s)    | 2 Year                | 1 Year                |
| Remote Control    | 1 Year                | 1 Year                |
| Control Connector | 2 Year                | 1 Year                |
| Frame             | 10 Year               | 10 Year               |

## WHAT ARE THE PURCHASER'S REMEDIES UNDER THIS WARRANTY?

### Year One: Full Labor and Parts Coverage

With respect to any defective Product or part thereof (as listed above) during the first year of the Warranty Period, Innova will, in its sole discretion, either: (i) repair such Product (or the defective part) free of charge to the Purchaser, or (ii) replace the Product (or the defective part) with new or refurbished Product(s) or part(s) free of charge to the Purchaser. Innova will pay all authorized labor and transportation costs associated with any such repair or replacement.

### Years Two: Limited Parts Coverage

With respect to any defective Motor, Transformer, Control Box or Frame part(s) during the second and third years of the Warranty Period, Innova will, in its sole discretion, either: (i) repair such Product (or the defective part) free of charge to the Purchaser, or (ii) replace the Product (or the defective part) with new or refurbished Product(s) or part(s); provided, however, that the Purchaser shall be responsible for the cost of all authorized labor and transportation costs associated with any such repair or replacement. This limited warranty shall not apply if the Purchaser does not return any and all defective parts to Innova promptly following Innova's request.

### Years Three through Twenty: Limited Frame Coverage

With respect to any mechanical part of the Product frame found to be defective during the fourth through twentieth years of the Warranty Period, Innova will, in its sole discretion, either: (i) repair such part free of charge to the Purchaser, or (ii) replace the defective part(s) with new or refurbished Product(s) or part(s); provided, however, that the Purchaser shall be responsible for: (a) all transportation costs associated with any

such repair or replacement and (b) if the Product is replaced, the Purchaser shall pay to Innova an amount equal to one-twentieth (1/20) of the then-current replacement cost, times the number of years that have elapsed during the Warranty Period as of the time the warranty claim is made. This limited warranty shall not apply if the Purchaser does not return any and all defective parts to Innova promptly following Innova’s request.


**HOW CAN THE PURCHASER OBTAIN WARRANTY SERVICE?**

To obtain warranty service, the Purchaser must call 1-877-386-1373 (US) or email Innova customer service at service@innovasleep.com during the Warranty Period. No warranty service will be provided, nor may any warranty claim be made, without: (i) the law label tags (see below for information on locating the law labels), and (ii) a sales receipt/proof of purchase showing the date of purchase, the amount paid and the place of purchase.

Innova and/or its service technicians shall not be responsible for moving furniture or any other items not attached to the Product in order to perform service on the Product. It is the sole responsibility of the Purchaser to provide adequate space and accessibility to the Product. In the event that Innova is unable to perform service due to lack of accessibility, the service call will be billed to the Purchaser and the service will have to be rescheduled.

**Finding the Law Label**

The law label is needed to verify all warranty claims. To locate the law label tags, use remote to bring head of base all the way up so that the base is in the below position:



The law label is stapled to the head of the Product base as seen below:





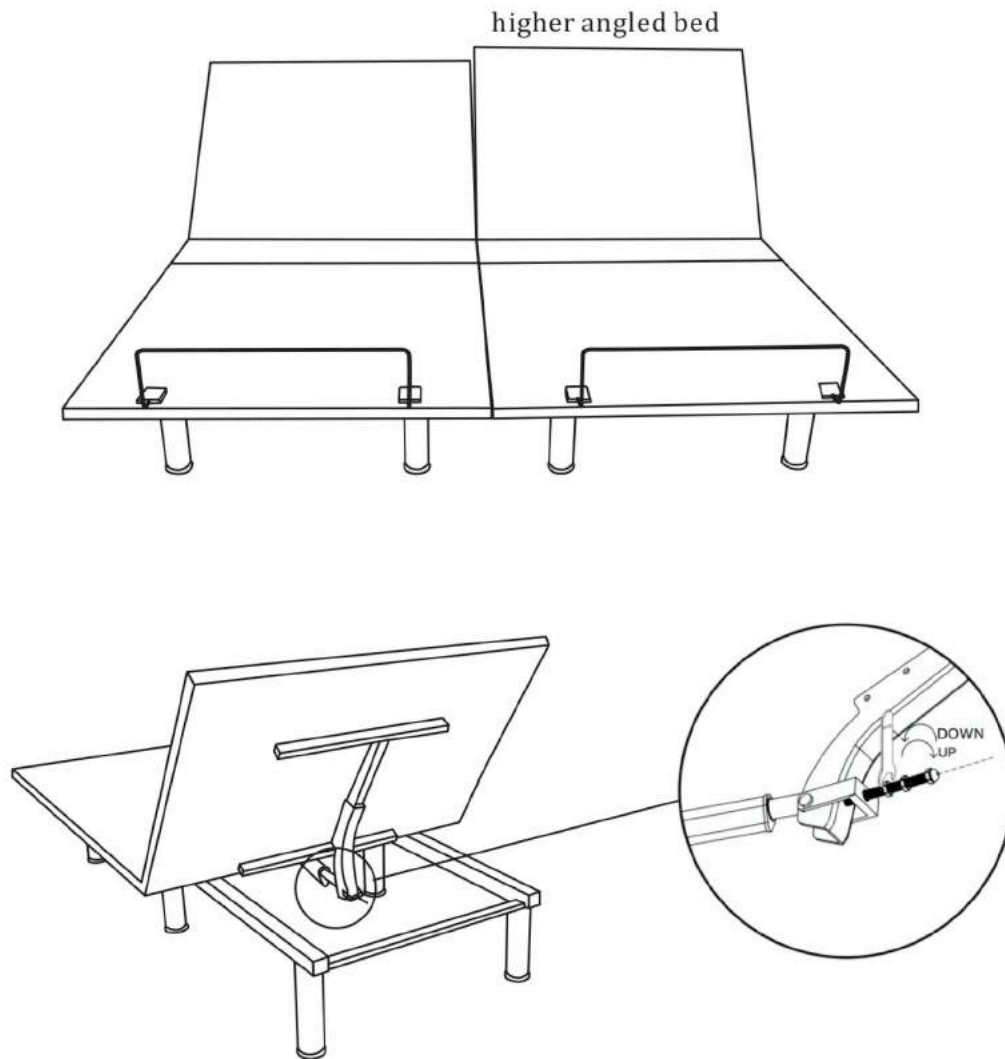
## LIMITATION OF LIABILITY; DISCLAIMERS

THE REMEDIES DESCRIBED ABOVE ARE THE PURCHASER'S SOLE AND EXCLUSIVE REMEDIES AND INNOVA'S ENTIRE LIABILITY UNDER THIS LIMITED WARRANTY. INNOVA'S LIABILITY SHALL UNDER NO CIRCUMSTANCES EXCEED THE ACTUAL AMOUNT PAID BY THE PURCHASER FOR THE DEFECTIVE PRODUCT, NOR SHALL INNOVA UNDER ANY CIRCUMSTANCES BE LIABLE FOR ANY CONSEQUENTIAL, INCIDENTAL, SPECIAL OR PUNITIVE DAMAGES OR LOSSES, WHETHER DIRECT OR INDIRECT.

SOME STATES DO NOT ALLOW THE EXCLUSION OR LIMITATION OF INCIDENTAL OR CONSEQUENTIAL DAMAGES, SO THE ABOVE LIMITATION OR EXCLUSION MAY NOT APPLY TO CERTAIN PURCHASERS.

THE EXTENT PERMITTED BY LAW, THIS WARRANTY AND THE REMEDIES SET FORTH HEREIN ARE EXCLUSIVE AND IN LIEU OF ALL OTHER WARRANTIES, REMEDIES AND CONDITIONS, WHETHER ORAL, WRITTEN, STATUTORY, EXPRESS OR IMPLIED, INCLUDING WITHOUT LIMITATION, WARRANTIES OF MERCHANTABILITY AND FITNESS FOR A PARTICULAR PURPOSE AND WARRANTIES AGAINST HIDDEN OR LATENT DEFECTS. IN SO FAR AS SUCH WARRANTIES CANNOT BE DISCLAIMED, INNOVA LIMITS THE DURATION AND REMEDIES OF ALL IMPLIED WARRANTIES, INCLUDING WITHOUT LIMITATION, THE WARRANTIES OF MERCHANTABILITY AND FITNESS FOR A PARTICULAR PURPOSE TO THE DURATION OF THIS WRITTEN WARRANTY.

SOME STATES DO NOT ALLOW EXCLUSIONS OR LIMITATIONS ON HOW LONG AN IMPLIED WARRANTY MAY LAST, SO THE ABOVE LIMITATION MAY NOT APPLY TO YOU.



**WHEN TWO BEDS DO NOT ALIGN:**

On the higher angled bed of the two, use a 19mm wrench to turn the nuts on the Level Right mechanism counterclockwise to adjust the angle until the higher angle bed matches the level of the lower angle bed and lock the nut with the reinforcement nuts.





**For toll-free customer service, call 1-877-386-1373 (US) or email [service@innovasleep.com](mailto:service@innovasleep.com)**

Please tell us your name, phone, address, Model Number/ID (found on the law label tags, which are stapled to the head of the base), purchase date, and the question or concern when you call or email.

A bed that moves you.

